

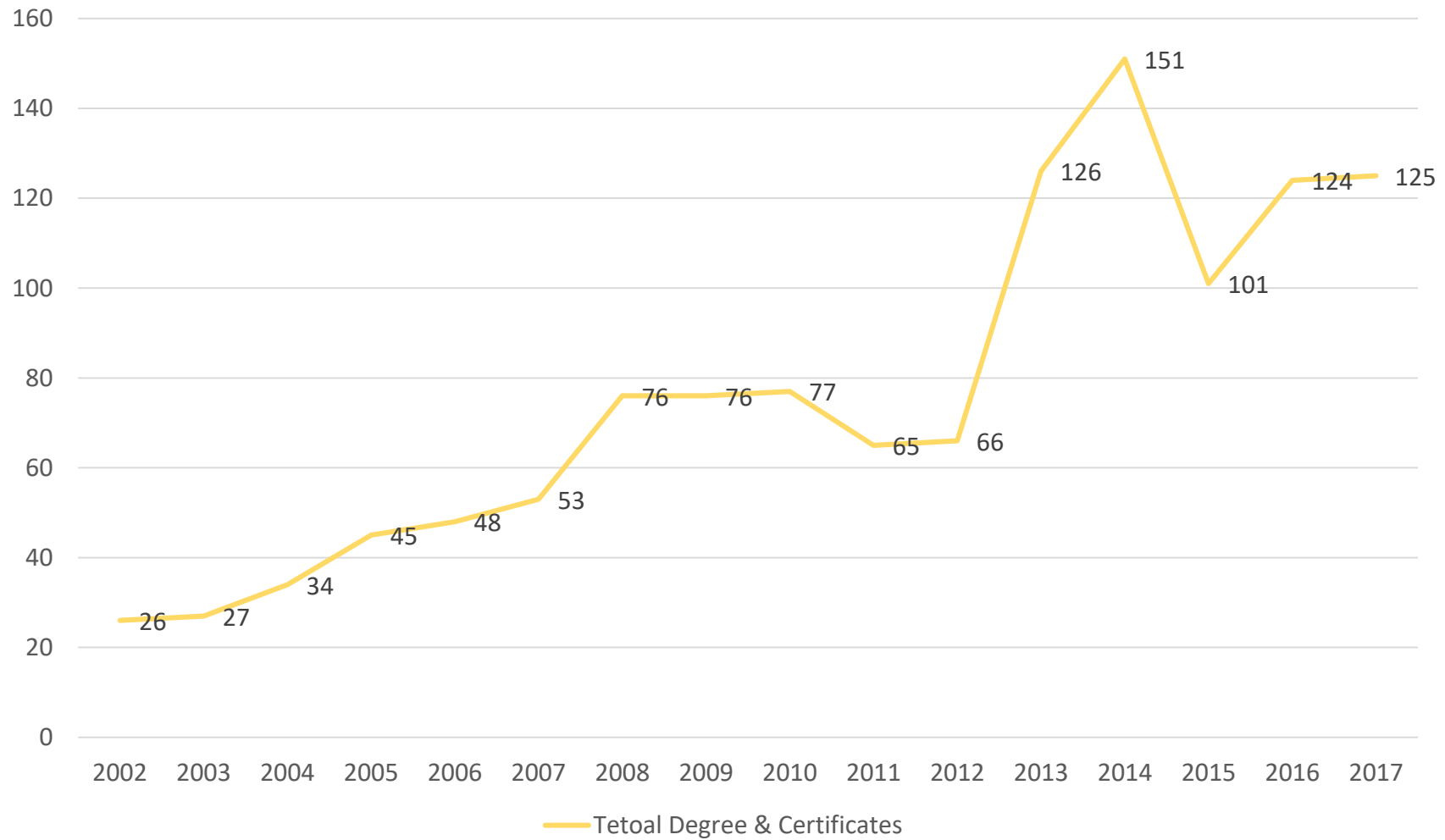
All Degrees & Certificates Awarded Since 2002

2002 2003 2004 2005 2006 2007 2008 2009 2010 2011 2012 2013 2014 2015 2016 2017

Lower Divison Transfer																
AAOT/ASOT	19	12	20	18	29	20	15	16	20	13	16	17	29	23	32	34
AS Associate of Science															2	
Associate of General Studies	6	5	12	20	12	10	14	16	14	7	2	0	4	3	5	0
Total Transfer Awards	25	17	32	38	41	30	29	32	34	20	18	17	33	26	39	34
Technical Degrees																
Nursing AAS							18	16	18	19	19	17	18	17	19	14
AQS AAS				4	4	4	7	1	2	5	9	5	6	0	3	4
Criminal Justice AAS													3		2	4
Practical Nursing Cerfiticate						18	14	19	17	13	14	20	19	18	16	18
Medical Assistant Certificate												3	1	1	8	
Medical Office Assistant Certificate													1			
Acute Care Certificate												10	9	2		1
Home Health Aid Certificate												2				
AQS Certificate							5	6	6	8	5	6	6	9	8	
Other Certificate (OTM)	1	10	2	3	3	1	3	2			1	16	28	9	14	31
Entry Level Accounting CP Certificate																2
Med. Assistant CP Certificate												6	5			
Criminal Justice CP Certificate												4	3			2
Practical Nursing CP Certificate												20	19	19	15	15
Total Technical Awards	1	10	2	7	7	23	47	44	43	45	48	109	118	75	85	91
Total Degrees & Certificates	26	27	34	45	48	53	76	76	77	65	66	126	151	101	124	125
 General Eduation Diplomas (GED's)																
	202	179	165	176	173	191	234	179	228	174	129	182	115	31	31	29

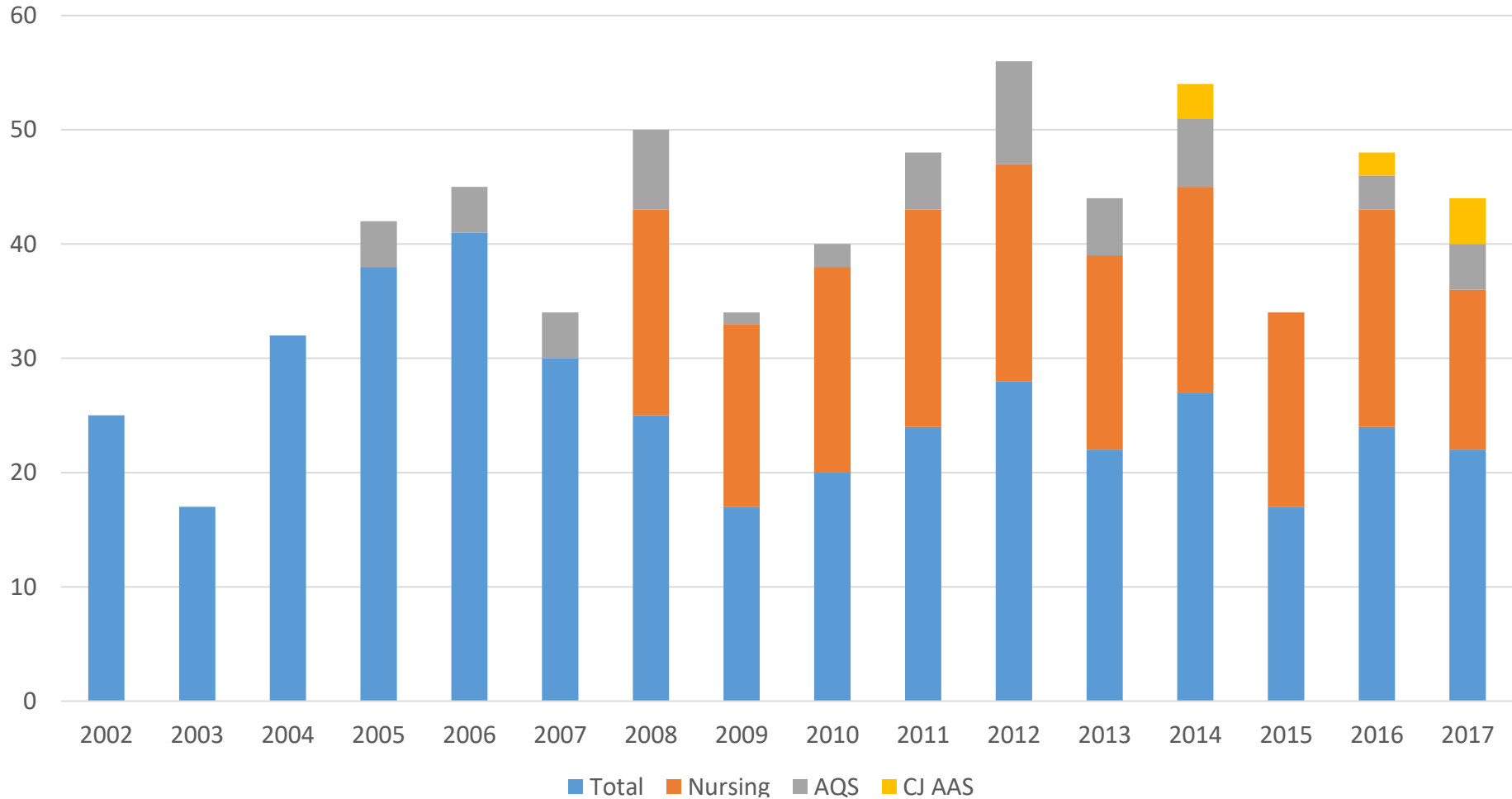
**Degree before 2013 were from historical data. 2013--2017 degrees pulled from Sharknet*

Total Degrees and Certificates Awarded Since 2002



**Degree before 2013 were from historical data. 2017 degrees pulled from Sharknet*

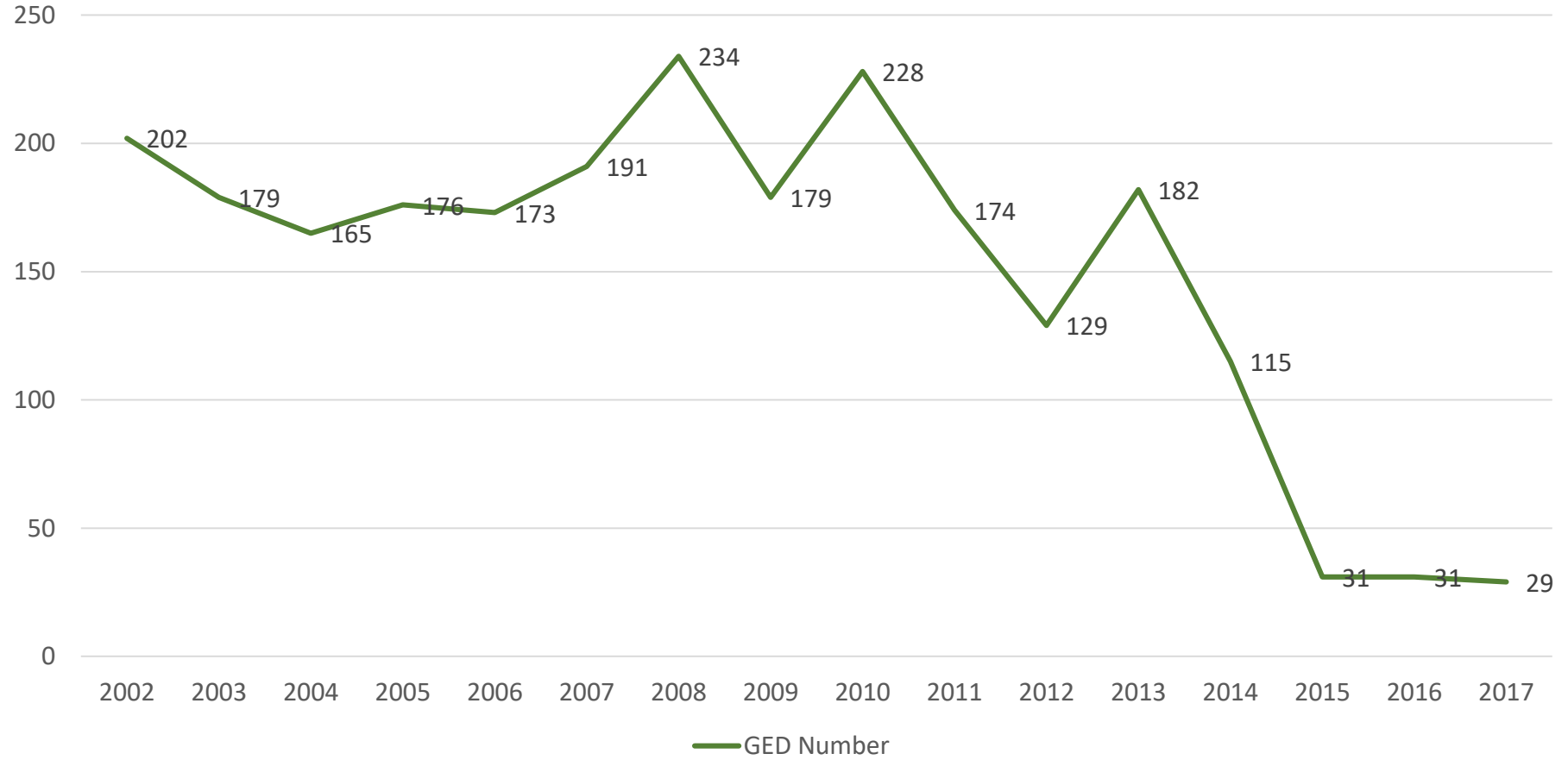
All Associates Degrees at OCCC Since 2002



AAS Degree	2002	2003	2004	2005	2006	2007	2008	2009	2010	2011	2012	2013	2014	2015	2016	2017
Nursing AAS							18	16	18	19	19	17	18	17	19	14
AQS AAS				4	4	4	7	1	2	5	9	5	6		3	4
Criminal Justice AAS													3		2	4

**Degree before 2013 were from historical data. 2013-2017 degrees pulled from Sharknet*

General Education Development Certificates Since 2002



General Education Diplomas (GED's)	2002	2003	2004	2005	2006	2007	2008	2009	2010	2011	2012	2013	2014	2015	2016	2017
	202	179	165	176	173	191	234	179	228	174	129	182	115	31	31	29

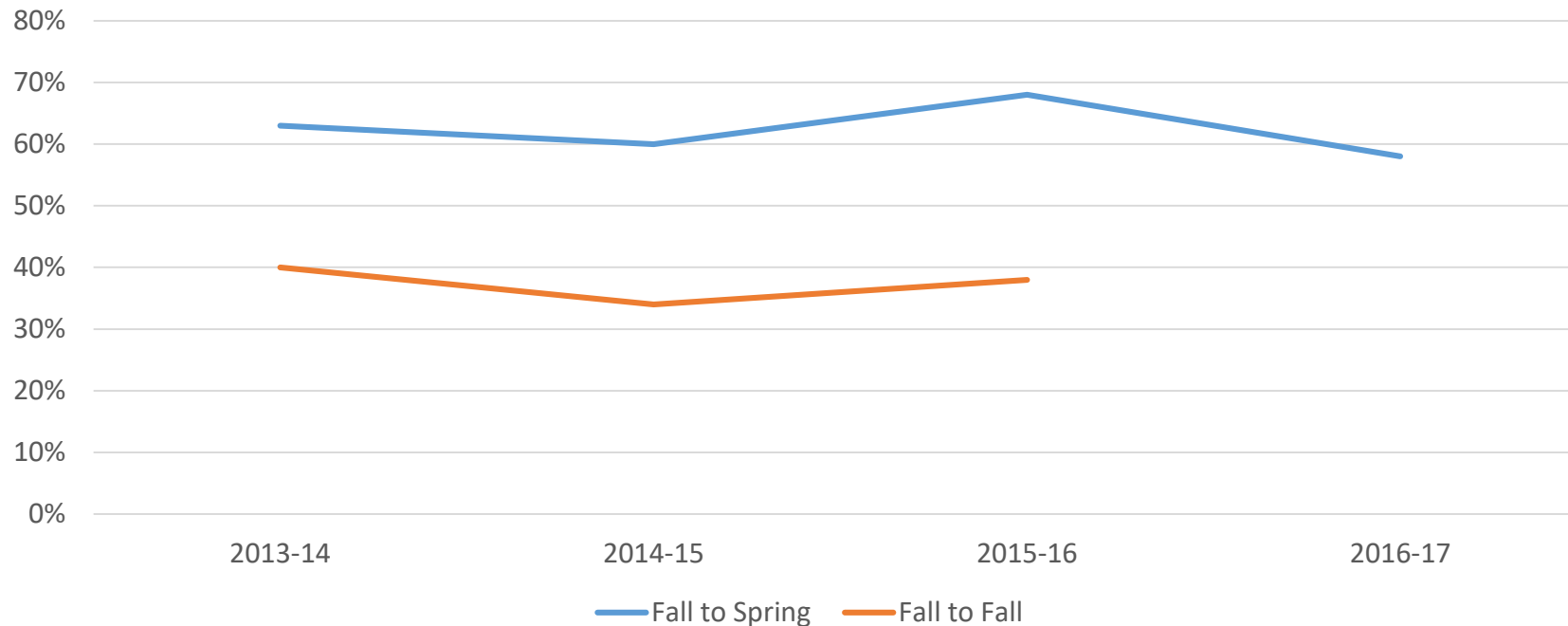
**Degree before 2017 were from historical data. 2017 degrees pulled from Sharknet*

Oregon Coast Community College

ATD Student Persistence

Academic Year	Number of Fall Student in Fall Cohort (N)	Persisted to Next Spring Term (N)	Persisted to Next Spring Term (%)	Persisted to Next Fall (N)	Persisted to Next Fall (%)	Transferred to other 2/4 yr. college next fall (%)	Did not reenroll or continue higher education to date (%)
2013-14(Implementation 1)	168	105	63%	67	40%	16%	41%
2014-15(Implementation 2)	108	65	60%	37	34%	7%	40%
2015-16(Implementation 3)	120	82	68%	45	38%	N/A	N/A
2016-17(Implementation 4)	106	62	58%	N/A	N/A	N/A	N/A

ATD Fall-to-Spring and Fall-to-Fall Student Persistence



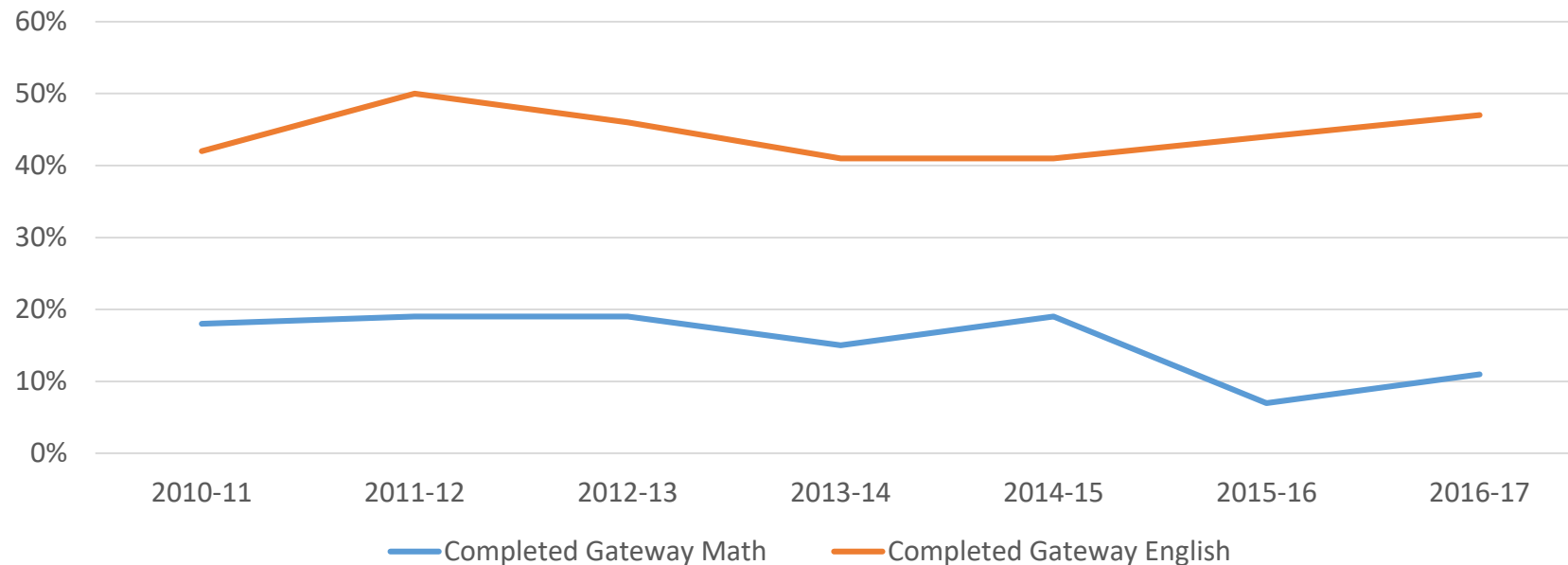
* ATD Student Persistence data from 2013-2017 based on 2017 ATD Annual Reflection & Leader College Application Report

Oregon Coast Community College

ATD Gateway Course Completion

Academic Year	Number of Fall Students in Fall Cohort (N)	Attempted Gateway Math (N)	Attempted Gateway Math (%)	Completed Gateway Math (N)	Completed Gateway Math (% of Total)	Completed Gateway Math (% of Attempted)	Attempted Gateway English (N)	Attempted Gateway English (%)	Completed Gateway English (N)	Completed Gateway English (% of Total)	Completed Gateway English (% of Attempted)
2010-11	205	40	20%	36	18%	90%	102	50%	87	42%	85%
2011-12	139	31	22%	27	19%	87%	85	61%	69	50%	81%
2012-13	116	35	30%	22	19%	63%	71	61%	53	46%	75%
2013-14	168	N/A	N/A	26	15%	N/A	N/A	N/A	69	41%	N/A
2014-15	108	N/A	N/A	21	19%	N/A	N/A	N/A	44	41%	N/A
2015-16	120	N/A	N/A	8	7%	N/A	N/A	N/A	53	44%	N/A
2016-17	106	N/A	N/A	12	11%	N/A	N/A	N/A	50	47%	N/A

ATD Gateway Course Completion



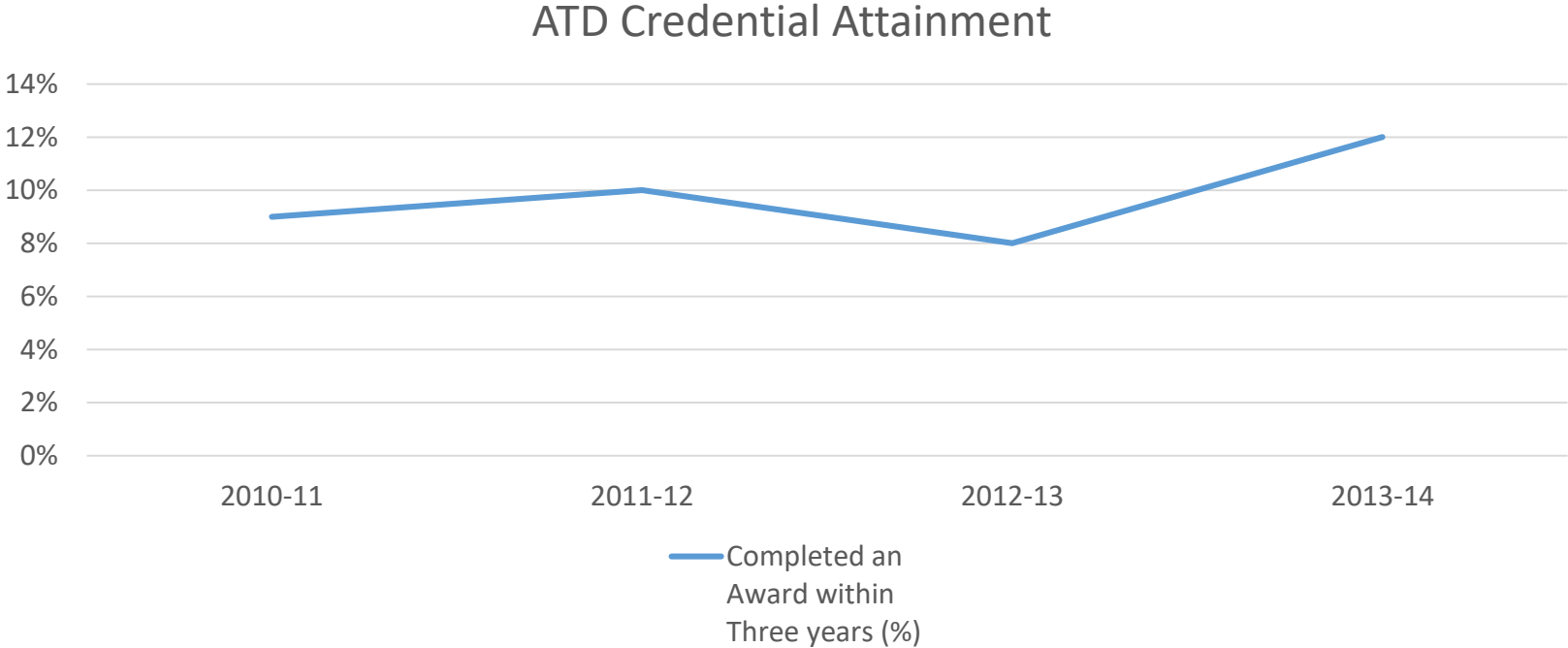
*ATD Gateway Course Completion data after 2013-14 based on 2017 ATD Annual Reflection & Leader College Application Report

*ATD Gateway Course Completion data before 2013-14 based on historical data

Oregon Coast Community College

ATD Credential Attainment

Academic Year	Number of Fall Students in Fall Cohort (N)	Completed an Award within Three years (N)	Completed an Award within Three years (%)
2010-11	211	18	9%
2011-12	133	13	10%
2012-13	130	10	8%
2013-14	168	20	12%



**ATD Credential Attainment data from 2010-2014 based on 2017 ATD Annual Reflection & Leader College Application Report*